

Golf Club

Course Risk Assessment



Golf Club Risk Assessment – Sunbury Golf Club

 Hazard	Who Might Be Harmed?	 How Is The Risk Controlled?	Risk Factor
---	-----------------------------	--	--------------------

General Overview of Course Risks				
1.	Typical hazards encountered on a Golf Course.	Golfers, Greens Staff and spectators.	Strict adherence to the Rules and Etiquette of Golf, observe all signs and be aware of rules concerning cessation of play in dangerous weather or conditions.	Low
2.	Teeing Off Miss hit Tee shot to right or left	Other Golfers on adjacent greens, fairways, or paths	Don't tee off until you are sure that the group in front are out of range. Don't tee off if any of your playing partners are standing forward of you. Don't tee off if anyone is walking toward the tee from any adjacent holes. Don't stand forward of a player teeing off. Don't walk towards a tee when someone is preparing to drive Pay attention when playing shot and shout fore if ball drifts to left or right and there is any likelihood of hitting someone.	Medium
3.	Rights of way	Members of public and dog walkers on paths or fairways	Pay attention when playing shot and shout fore if ball drifts to left or right and there is any likelihood of hitting someone.	Medium
4.	Fairway to Green	Other Golfers	Don't take a shot until you are sure that the group in front are out of range. Don't take a shot if your playing partners are forward of you and in range. Stand in a safe position when a playing partner is taking a shot	Medium
5.	Miss hit approach shot to green	Players on adjacent holes	Be aware of players in this area and shout fore if hitting to left or right past green and there is any likelihood of hitting someone.	Medium
6.	Streams, Riverbeds, Ponds Lakes	All Golfers	Be aware of the dangers of streams, riverbeds (wet or dry, muddy areas), lakes, ponds including slipping down banks, deep water and slippery bridges. Don't step onto frozen water. Use ball retrievers whenever possible. Appropriate holes 2, 3, 4, 6, 7, 9, 12, 13	Medium
7.	Hidden Greens	Other Golfers, Greens Staff	Don't play to Greens until you are sure that the group in front have left. Greens that may be hidden from view for approach shot are holes - none	Low

Golf Club Risk Assessment – Sunbury Golf Club

 Hazard	Who Might Be Harmed?	 How Is The Risk Controlled?	Risk Factor
---	-----------------------------	--	--------------------

8.	Trees and other fixed hazards	Golfers and Playing partners	When playing near trees beware of balls ricocheting.	Low
9.	Undulating ground, hollows, hills	All Golfers	Take care when walking over undulating ground especially when wet or icy. Appropriate to holes:2, 3, 12, 15, 17	medium
10.	Driving Buggies	All Golfers	Take care on hills, hollows, and undulations. Take special care driving over bridges or near to brooks and on inclines. Keep speed to minimum.	Medium



Golf Club Risk Assessment – Sunbury Golf Club

 Hazard	Who Might Be Harmed?	 How Is The Risk Controlled?	Risk Factor
---	----------------------	---	-------------



Specific Risks Hole by Hole

	Hole 1			
	Miss-hit tee Shot to the right	People playing the 18 th	<i>Check for players in these areas before taking shot. Shout fore if your ball is likely to go near to them.</i>	Medium
	Miss-hit tee shot to the left	People on the 16 th Tee	<i>Check for players in these areas before taking shot. Shout fore if your ball is likely to go near to them.</i>	Medium
	Hole 2			
	Balls hit over the left hand side of the hole	Dog walkers and golfers	If you cannot see your ball land shout fore	Medium
	Miss-hit tee Shot to the right	Golfers on the 6 th Tee/ 5 th green	If your ball is heading towards the direct of the 6 th tee and 5 th Green. Shout fore	Medium
	Hole 3			
	Miss-hit tee Shot to the left	Road users	We are growing out the hedges and tree to form a barrier	Low
	Miss-hit tee Shot to the right	Golfers on the 5 th	<i>Check for players in these areas before taking shot. Shout fore if your ball is likely to go near to them.</i>	Medium
	Playing into the green	Golfers on the 4 th Tee	<i>Check for players in these areas before taking shot. Shout fore if your ball is likely to go near to them.</i>	Low



Golf Club Risk Assessment – Sunbury Golf Club

 Hazard	Who Might Be Harmed?	 How Is The Risk Controlled?	Risk Factor
Hole 4			
Miss Hit over the green (Thinned)	Golfers on the 5 th Hole	<i>Shout fore if your ball is likely to go near to them.</i>	Low
Hole 5			
Miss-hit tee Shot to the Left	Golfers on the 6 th Hole	<i>Check for players in these areas before taking shot. Shout fore if your ball is likely to go near to them.</i>	High
Miss-hit tee Shot to the right	Golfers on the 3 rd Hole	<i>Shout fore if your ball is likely to go near to them.</i>	Medium
Hole 6			
Miss-hit tee Shot to the Left	Golfers playing the 5 th Hole	<i>Check for players in these areas before taking shot. Shout fore if your ball is likely to go near to them.</i>	High
Playing second shot miss hit left	Players on the 5 th Tee Box	<i>Shout fore if your ball is likely to go near to them.</i>	Medium
Hole 7			
Miss-hit Long over green (thinned)	Golfers on the 9 th Green	<i>Shout fore if your ball is likely to go near to them.</i>	Medium
Hole 8			



Golf Club Risk Assessment – Sunbury Golf Club

 Hazard	Who Might Be Harmed?	 How Is The Risk Controlled?	Risk Factor
Miss-hit tee Shot to the Left	Players on the 9 th Hole	<i>Shout fore if your ball is likely to go near to them.</i>	Medium
Playing into the green	Players on the 9 th Tee Box	<i>Shout fore if your ball is likely to go near to them.</i>	Medium
Hole 9			
Miss-hit tee Shot to the Left	Players on 8 th Hole	<i>Shout fore if your ball is likely to go near to them.</i>	Medium
Miss-hit tee Shot to the Right	Players on the 15 th Holes	<i>Shout fore if your ball is likely to go near to them.</i>	Medium
Playing towards the green	Players on 15 th Tee (Right)	<i>Check for players in these areas before taking shot. Shout fore if your ball is likely to go near to them.</i>	Low
Playing towards the green	Players on 7 th Tee (Left)	<i>Check for players in these areas before taking shot. Shout fore if your ball is likely to go near to them.</i>	Low
Hole 10			
Miss-hit tee Shot to the Right	15 th Tee Box White Tee	<i>Check for players in these areas before taking shot. Shout fore if your ball is likely to go near to them.</i>	Medium
Miss-hit tee Shot to the left	Houses & 11 th Tee	Installed fencing to encourage players to aim at the right hand side of the green	Low
Miss-hit tee Shot to the Long	14 th green	<i>Check for players in these areas before taking shot. Shout fore if your ball is likely to go near to them.</i>	Low


Golf Club Risk Assessment – Sunbury Golf Club

 Hazard	Who Might Be Harmed?	 How Is The Risk Controlled?	Risk Factor	
	Tee shots towards the front left tee box	Walkers on Public foot path	<i>Shout fore if your ball is likely to go near to them.</i>	Medium
	Hole 11			
	Miss-hit tee Shot to the left	Players on the 12 th Tee	<i>Check for players in these areas before taking shot. Shout fore if your ball is likely to go near to them.</i>	Medium
	Miss-hit tee Shot to the Right	Players on the 14 th Fairway	<i>Shout fore if your ball is likely to go near to them.</i>	Low
	Tee shots towards the left hand side fairway	Walkers on Public foot path	<i>Shout fore if your ball is likely to go near to them.</i>	Medium
	Hole 12			
	Miss-hit tee Shot to the Right	Players on the 14 th Fairway	<i>Check for players in these areas before taking shot. Shout fore if your ball is likely to go near to them.</i>	Medium
	Tee shots towards the left hand side fairway	Walkers on Public foot path	<i>Shout fore if your ball is likely to go near to them.</i>	Medium
	Approach shot long	Golfers on the 13 th Tee box	<i>Check for players in these areas before taking shot. Shout fore if your ball is likely to go near to them.</i>	Low
	Hole 13			
	Miss-hit tee Shot to the left	Walker on public foot path	<i>Shout fore if your ball is likely to go near to them.</i>	Medium

Golf Club Risk Assessment – Sunbury Golf Club

 Hazard	Who Might Be Harmed?	 How Is The Risk Controlled?	Risk Factor
Miss-hit shot long	Players on the 14 th tee	<i>Check for players in these areas before taking shot. Shout fore if your ball is likely to go near to them.</i>	Medium
Hole 14			
Miss-hit tee Shot to the left	Players 15 th Fairway	<i>Check for players in these areas before taking shot. Shout fore if your ball is likely to go near to them.</i>	Medium
Miss-hit tee Shot to the Right	Players 12 th fairway	<i>Check for players in these areas before taking shot. Shout fore if your ball is likely to go near to them.</i>	Medium
Playing towards the green (long)	Players 10 th Green	<i>Check for players in these areas before taking shot. Shout fore if your ball is likely to go near to them.</i>	Medium
Hole 15			
Miss-hit tee Shot to the left	Players 14 th Fairway	<i>Shout fore if your ball is likely to go near to them.</i>	Medium
Miss-hit tee Shot to the Right	Players 9 th fairway	<i>Shout fore if your ball is likely to go near to them.</i>	Medium
Playing towards the green (left)	Players 14 th hole	<i>Shout fore if your ball is likely to go near to them.</i>	Medium
Playing towards the green (Right)	Players 9 th hole	<i>Shout fore if your ball is likely to go near to them.</i>	Medium
Hole 16			

Golf Club Risk Assessment – Sunbury Golf Club

 Hazard	Who Might Be Harmed?	 How Is The Risk Controlled?	Risk Factor
Miss-hit tee Shot to the left	Railway	Wait until the train has passed before hitting your tee shot	Low
Miss-hit tee Shot to the Right	Players 18 th fairway and 1 st Green	<i>Check for players in these areas before taking shot. Shout fore if your ball is likely to go near to them.</i>	Medium
Miss-hit tee shot	Players walking from 1 st Green to 2 nd Tee	<i>Check for players in these areas before taking shot. Shout fore if your ball is likely to go near to them.</i>	High
Playing towards the green	Players 18 th Tee	<i>Check for players in these areas before taking shot. Shout fore if your ball is likely to go near to them.</i>	Medium
Hole 17			
Miss-hit tee Shot to the long	8 th Hole (9 Hole)	<i>Check for players in these areas before taking shot. Shout fore if your ball is likely to go near to them.</i>	Medium
Hole 18			
Miss-hit tee Shot to the left	1 st (9 Hole)	<i>Shout fore if your ball is likely to go near to them.</i>	Low
Miss-hit tee Shot to the Right	Players 16 th and 1 st Hole	<i>Shout fore if your ball is likely to go near to them.</i>	Medium
Mis-hit Approach shot (Right)	1 st Tee (18 Hole)	<i>Check for players in these areas before taking shot. Shout fore if your ball is likely to go near to them.</i>	Medium
Mis-hit Approach shot (Left)	1 st Tee (9 Hole)	<i>Check for players in these areas before taking shot. Shout fore if your ball is likely to go near to them.</i>	Low

Golf Club Risk Assessment – Sunbury Golf Club

	Hazard	Who Might Be Harmed?	How Is The Risk Controlled?	Risk Factor
--	--------	----------------------	-----------------------------	-------------

Assessment compiled by:

Bradley Potts

Date of assessment:

08/07/21

Signature:

Date to review further actions:

Position:

General Manager

Assessment review date:

08/07/22

Review If necessary due to course changes or incidents. Otherwise 1 Sept 2021

Golf Club Risk Assessment – Sunbury Golf Club

 Hazard	Who Might Be Harmed?	 How Is The Risk Controlled?	Risk Factor
--	----------------------	---	-------------

The Course may be closed when extreme or adverse weather conditions mean it is dangerous to play or damage to the course would result if play were permitted. Such conditions could cause greens to become waterlogged, the course flooded, covered in snow or poor visibility due to fog. The decision to close the course is made by the **Course Manager** in consultation with the **General Manager** and/or the **Professional Shop**

The procedure for closing the course will be as follows: The **Course Manager** will ring the **General Manager** and/or **Professional Shop** and inform them. The **Course Manager** will put up '**Course Closed**' signs and the **Professional Shop** will update the web site **Course Status**.

FOG AND LOW CLOUD POLICY

The Marker Post to the right of the 1st fairway is clearly visible during normal conditions. In conditions of low cloud or fog when the Marker Post is not visible the **Management** may close the course. No players should attempt to play in those conditions. If there is a need to stop play due to low cloud or fog the **Professional Shop** will sound a long blast of the Klaxon. Players should return safely to the Clubhouse. Resumption of play will be signalled by two short blasts on the klaxon.

LIGHTNING POLICY

In the event of a lightning strike being seen within the vicinity of the Golf Club the **General Manager** or the **Professional Shop** will close the course by sounding a long blast on the Klaxon. When a lightning storm has been seen in the course vicinity, no play is to commence until a period of 15 minutes from the last lightning strike/clap of thunder. Play will resume after two short blasts of the Klaxon. Three long blasts indicate complete abandonment of play.

If the **General Manager** or the **Professional Shop** is unavailable it is incumbent upon each **Player** to assess the risks and ensure that they take appropriate measures to ensure safe passage from the course in the event of Fog or Lightning.

COMPETITIONS

During a Club competition the **Competition Organiser** in conjunction with the **General Manager** or the **Professional Shop** may close the course if it is considered the course has become unsuitable for play. In the event that the **Competition Organiser, General Manager** or **Professional Shop** is unavailable it is incumbent upon each **Player** to assess the risk and ensure that they take appropriate measures to ensure safe passage from the course.

Players should make themselves fully conversant with the rules of the competition in which they are playing. E.g. in some competitions a cessation of play may also mean the abandonment of that particular competition. In other competitions such as Opens or Invitation Days, the competition may be recommenced if and when conditions allow. In such circumstances players must mark the position of their ball in the correct manner, otherwise a penalty or disqualification will result.

The cease play signal is a long blast, and players should mark their ball and find somewhere safe to shelter. The all-clear signal is two short blasts, and if it sounds then play can resume. If this has not been sounded within ½ hour then play must be abandoned. Three long blasts indicate complete abandonment.